



WHITEHORNS

Buy. Sell. Let. Relax!

0114 268 8533
info@whitehorns.com
www.whitehorns.com



17 Vincent Road, Sheffield

Sheffield

Guide Price £235,000 - £250,000

17 Vincent Road

Sheffield, Sheffield

A beautifully finished and super spacious, three bedroom, bay window, Victorian terraced home. Offering two log burning stoves to the reception rooms on the ground floor it's easy to say that viewing internally is absolutely essential to fully appreciate this sensational property. Retaining a wealth of the original period features, character and charm associated with a property from this era and effortlessly blending them with a cool, modern and fresh finish that will sure to be a big hit with the young professional couple, first time buyers and young family alike. Enjoying a private rear garden that benefits from no through fare from neighbouring properties, on road parking to the front and three spacious and light floors of accommodation that total an impressive 1,0073 sq feet. Located on this well sought after residential road within the very heart of popular Nether Edge close to the village feel centre, numerous independent cafes, eateries and shops are a short stroll on the fashionable Abbeydale and London roads. Offering excellent local school catchments including the newly formed Mercia secondary it's also worth noting central Sheffield is close by and The Peak District is up the road.

Council Tax band: A Tenure: Leasehold

- STUNNING THREE BEDROOM BAY WINDOWED VICTORIAN TERRACED
- OFF SHOT KITCHEN OPENING THROUGH TO AN INFORMAL DINING AREA
- SPACIOUS AND LIGHT ACCOMMODATION ACROSS THREE FLOORS THAT TOTAL AN IMPRESSIVE 1,073 SQ FEET
- CLOSE TO FASHIONABLE ABBEYDALE ROAD AND NETHER EDGE CENTRE WITH AN ARRAY OF






Outbuilding

Approx. 2.8 sq. metres (30.3 sq. feet)



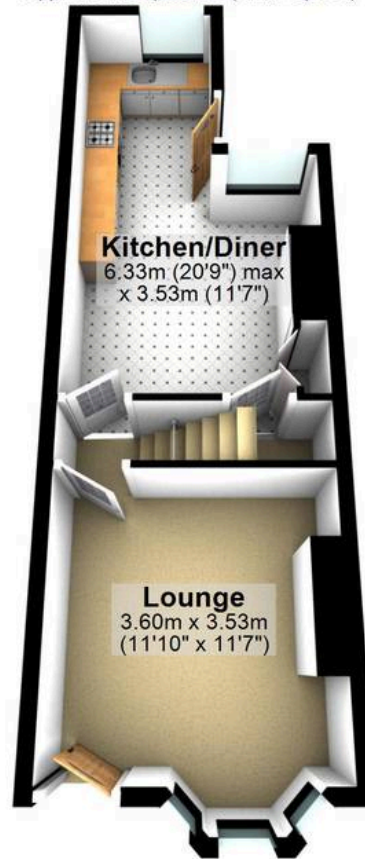
Cellar

Approx. 15.9 sq. metres (171.1 sq. feet)



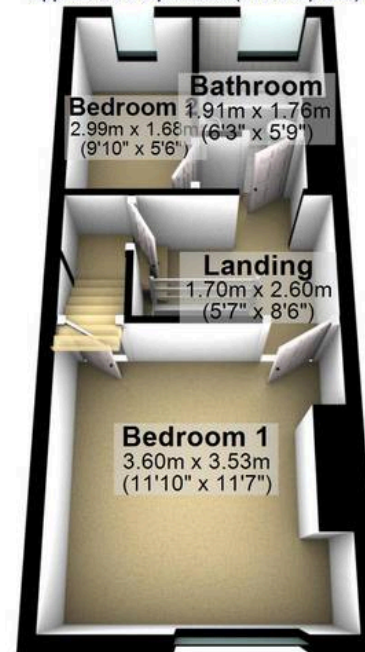
Ground Floor

Approx. 34.8 sq. metres (374.9 sq. feet)



First Floor

Approx. 29.3 sq. metres (315.9 sq. feet)



Second Floor

Approx. 16.8 sq. metres (180.9 sq. feet)



Total area: approx. 99.7 sq. metres (1073.1 sq. feet)

All measurements are approximate
Plan produced using PlanUp.