

218 South View Road, Nether Edge

Sheffield WM13 ZVA

Guide Price £265,000 - £275,000



# 218 South View Road

Nether Edge, Sheffield

Stunning three double bedroom bay windowed end of run Victorian terraced property, finished internally to a really high standard by the current vendors with attention to detail and flare for design. Retaining the original period features, character and charm associated with a property from this era and effortlessly blending them with a contemporary edge. With three fabulous floors of light filled and spacious accommodation totalling an impressive 1,279 sq feet. Private wrap-around gardens and easier-than-expected on-road parking to the front and side. Ofsted rated excellent schooling catchments including the newly formed and well-renowned Mercia Secondary.

Council Tax band: A Tenure: Leasehold

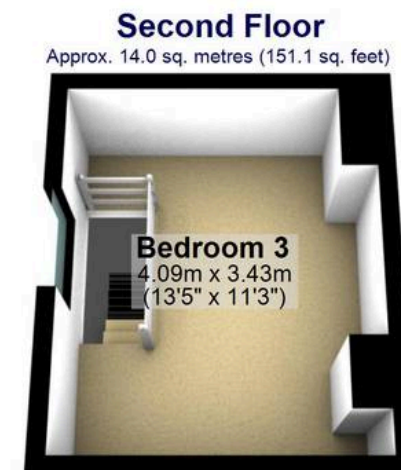
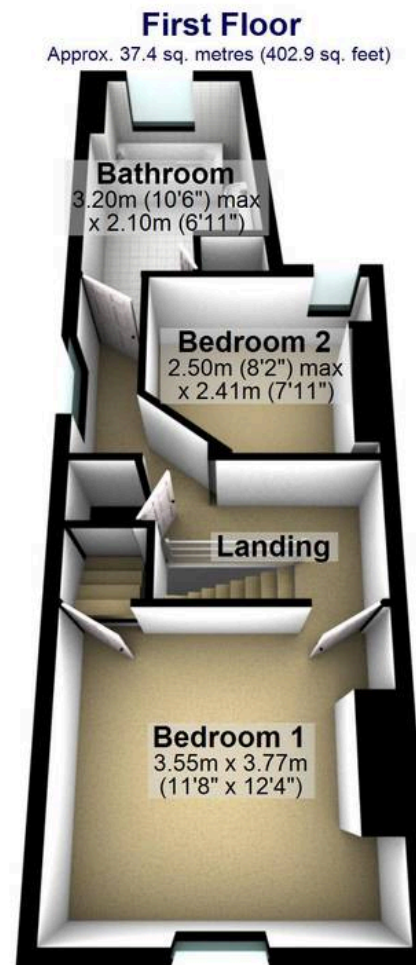
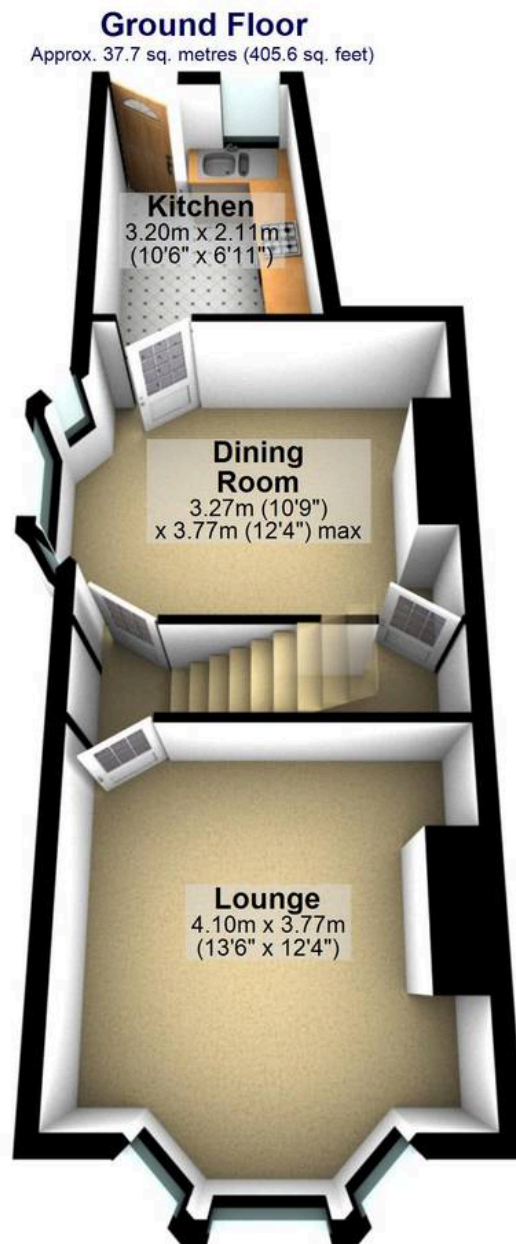
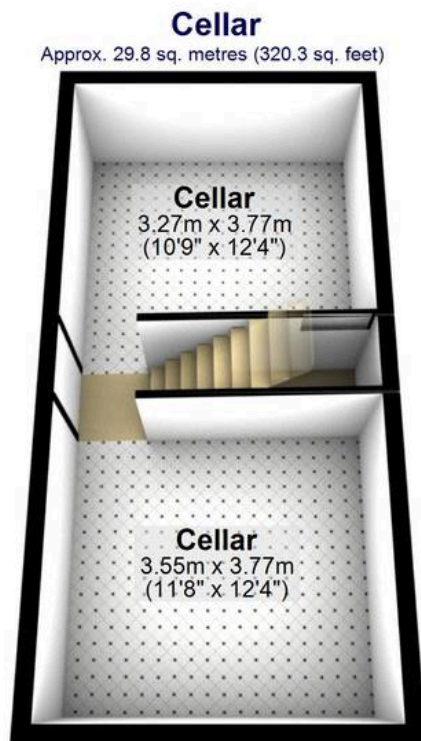
- STUNNING THREE DOUBLE BEDROOM BAY WINDOWED END OF RUN VICTORIAN TERRACED
- FINISHED INTERNALLY TO A REALLY HIGH STANDARD BY THE CURRENT VENDORS WITH ATTENTION TO DETAIL
- THREE FABULOUS FLOORS OF ACCOMMODATION TOTALLING AN IMPRESSIVE 1,279 SQ FEET
- PRIVATE WRAP AROUND GARDENS AND EASIER THAN EXPECTED ON ROAD PARKING TO THE FRONT AND SIDE
- OFSTED RATED EXCELLENT SCHOOLING CATCHMENTS INCLUDING THE NEWLY FORMED AND WELL RENOWNED MERCIA SECONDARY
- HEART OF ULTRA POPULAR NETHER EDGE WITHIN THE S7 SUBURB TOWARDS THE SOUTH WEST OF THE CITY
- ABSOLUTELY PITCH PERFECT FOR THE PROFESSIONAL COUPLE OR YOUNG FAMILY ALIKE WITH VIEWING ESSENTIAL TO APPRECIATE THE SIZE AND STYLE ON OFFER











Total area: approx. 118.9 sq. metres (1279.8 sq. feet)

All measurements are approximate  
Plan produced using PlanUp.

**218 South View Road**

  
**WHITEHORNES**  
Buy. Sell. Let. Relax!

0114 268 8533  
info@whitehorses.com  
www.whitehorses.com