



WHITEHORSES

Buy. Sell. Let. Relax!

0114 268 8533
info@whitehorses.com
www.whitehorses.com

149 Vincent Road, Nether Edge

Sheffield

Offers in Region of **£230,000**

149 Vincent Road

Nether Edge, Sheffield

OFFERS AROUND £230,000 Located in the very heart of ultra popular Nether Edge is this super spacious three bedroomed, bay windowed Victorian terraced property. Perfectly suited to the professional couple, first time buyer and young family alike the accommodation is carefully arranged over three spacious floors together with a low-maintenance rear garden. Falling within catchment for well sought after schooling, fashionable Abbeydale and London roads are a short stroll offering a range of independent cafes, eateries and shops, as are urban green spaces, Chelsea park, central Sheffield is a short hop and don't forget The Peak District is right next door. In brief the property.

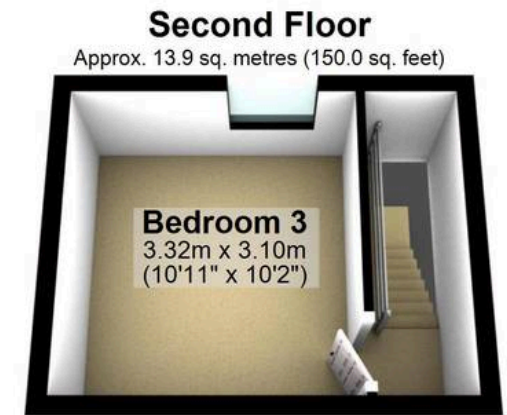
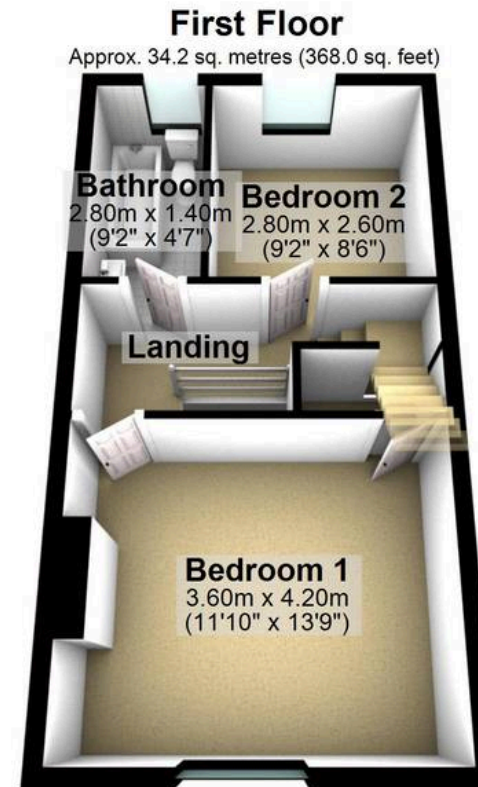
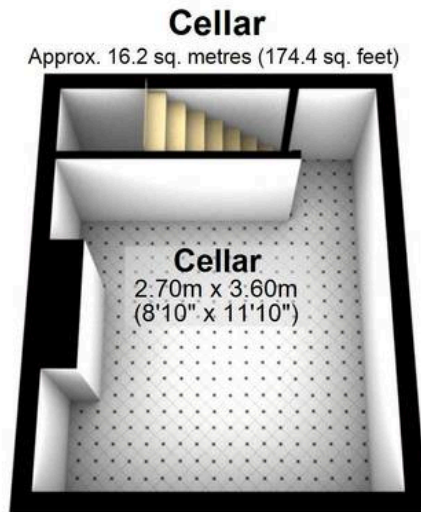
Council Tax band: A

Tenure: Freehold

- THREE BEDROOMED MID-TERRACED VICTORIAN PROPERTY
- IDEAL FOR FIRST TIME BUYERS OR YOUNG FAMILIES ALIKE
- TOTALLING 1,058 SQ FT OF ACCOMMODATION ACROSS THREE FLOORS
- CLOSE BY TO A RANGE OF AMENITIES INCLUDING LOCAL CAFES AND EATERIES
- LIGHT AND BRIGHT FINISH THROUGHOUT WITH A MODERN FEEL
- CHELSEA PARK A SHORT STROLL AWAY ALONG WITH THE PEAK DISTRICT NEXT DOOR
- AMPLE ON ROAD PARKING AND REAR SUNNY LOW MAINTENANCE GARDEN
- VIEWING ESSENTIAL TO DO FULL JUSTICE
- FALLING INTO CATCHMENT FOR REPUTABLE LOCAL SCHOOLS
- FREEHOLD PROPERTY, COUNCIL TAX BAND A AND EPC







Total area: approx. 98.4 sq. metres (1058.9 sq. feet)

All measurements are approximate
Plan produced using PlanUp.