



WHITEHORNS
Buy. Sell. Let. Relax!
0114 268 8533
info@whitehorns.com
www.whitehorns.com

193 South View Road, Nether Edge
Sheffield

Guide Price £260,000 - £270,000

193 South View Road

Nether Edge, Sheffield

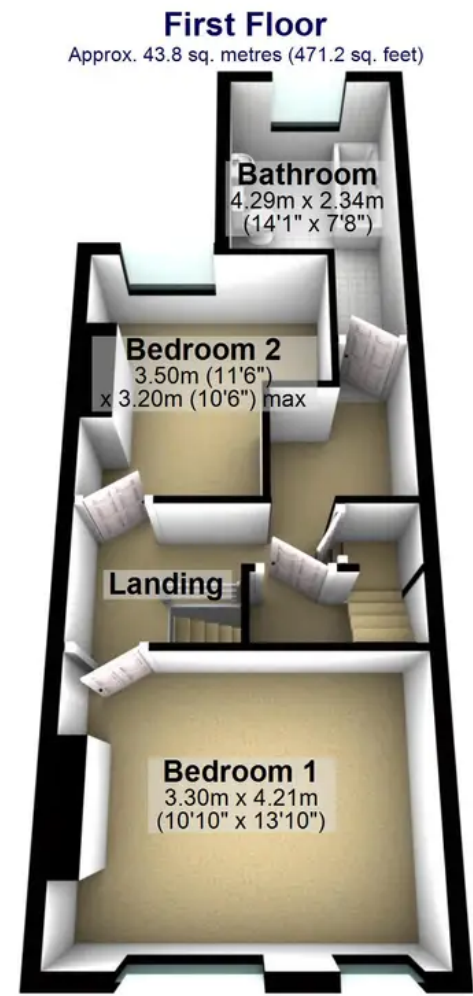
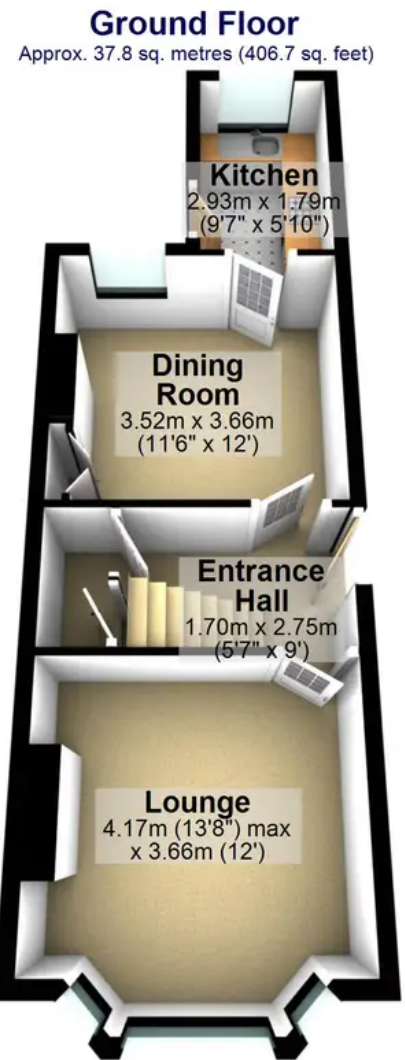

An absolutely stunning, immaculately presented and very deceptive three double bedroom, bay window Victorian terraced property. Finished internally to the very highest of standards to create this wonderful contemporary vibe that has been careful to retain the original period features, character and charm associated with a property from this era and blended them with a modern twist. With three super spacious and light floors of accommodation that total an impressive 1,295 sq feet together with a double rear off shot. Enjoying a rear garden that benefits from no through fare from neighbouring properties and easy on road parking to the front. Perfect for the professional couple, first time buyers or young family alike it goes without saying that viewing is absolutely essential to fully appreciate the size and style on offer by this fabulous property. Located on this well regarded residential road within the heart of ultra popular Nether Edge, fashionable

Council Tax band: A Tenure: Leasehold

- STUNNING THREE DOUBLE BEDROOM BAY WINDOWED VICTORIAN TERRACED
- FINISHED INTERNALLY TO THE VERY HIGHEST OF STANDARDS WITH NO EXPENSE SPARED
- THREE INCREDIBLE FLOORS OF ACCOMMODATION TOTALLING AN IMPRESSIVE 1,295 SQ FEET
- DOUBLE REAR OFF SHOT LOVELY GARDEN AND EASY ON ROAD PARKING TO THE FRONT
- ORIGINAL PERIOD FEATURES CHARACTER AND CHARM MIXED WITH A CONTEMPORARY FINISH
- HEART OF FASHIONABLE NETHER EDGE WITH ABBEYDALE ROAD AMENITIES A SHORT STROLL
- PERFECT FOR THE PROFESSIONAL COUPLE FIRST BUY OR YOUNG FAMILY ALIKE







Total area: approx. 120.3 sq. metres (1294.9 sq. feet)

All measurements are approximate
Plan produced using PlanUp.